

**LBRIS**

We know  
books

# CUTTING EDGE

**NEW EDITION**

**STARTER**

**STUDENTS' BOOK**

WITH DVD-ROM

**SARAH CUNNINGHAM PETER MOOR  
CHRIS REDSTON AND ARAMINTA CRACE**

Unit	Grammar focus	Vocabulary	Skills
<b>01</b> NICE TO MEET YOU page 06	<i>I/you and my/your</i> <i>a/an</i> with jobs	Jobs Alphabet Numbers 0–20	
<b>02</b> AROUND THE WORLD page 14	<i>be</i> with <i>I, you, he/she/it</i> <i>his/her/their</i> and <i>our</i>	Countries Nationalities Numbers (21–100) and 'How old ... ?'	
<b>03</b> GOING PLACES page 20	<i>this/that, these/those</i> <i>be</i> with <i>we</i> and <i>they</i>	Plural nouns Adjectives – opposites Food and drink	<b>Reading:</b> We're in New York! <b>Listening:</b> Food and drink
<b>04</b> AROUND TOWN page 28	Prepositions of place <i>there is</i> and <i>there are</i> <i>a/an, some, any</i> and <i>a lot of</i> (with <i>there is/are</i> )	Places in a town Natural features	<b>Reading:</b> Places to visit in York
<b>05</b> HOME AND FAMILY page 36	Possessive 's Present simple ( <i>I, you, we, they</i> ) Present simple questions ( <i>I, you, we, they</i> )	Family Verbs with noun phrases	<b>Reading:</b> Life in another country
<b>06</b> THINGS YOU DO page 42	Present simple ( <i>he, she, it</i> ) Present simple questions ( <i>he, she, it</i> )	Activities Likes and dislikes	<b>Listening:</b> Two lives <b>Reading:</b> A good match?

Unit	Grammar focus	Vocabulary	Skills
<b>07</b> YOUR TIME page 50	Frequency adverbs Present simple <i>Wh</i> - questions	Daily routines and times Days and times Prepositions with time expressions	<b>Reading:</b> Routines around the world <b>Listening:</b> The Kawhia Kai Festival
<b>08</b> YOU CAN DO IT! page 58	<i>can/can't</i> Questions with <i>can</i> Review of questions	Verbs: things you do Parts of the body	<b>Reading:</b> Amazing people! <b>Reading:</b> Seven international customs
<b>09</b> NOW AND THEN page 66	Past simple of <i>be</i> : <i>was/were</i>	Months of the year Ordinal numbers and dates Years	<b>Listening:</b> Special days <b>Reading:</b> In 1986 ...
<b>10</b> FAMOUS LIVES page 72	Past simple: regular verbs Past simple: irregular verbs	Life events	<b>Reading:</b> Vivienne Westwood: Queen of fashion
<b>11</b> TRAVEL page 80	Past simple: <i>Yes/No</i> questions Past simple <i>Wh</i> - questions	Transport and travel Time phrases Holiday activities	<b>Reading:</b> Transatlantic travel: the facts <b>Listening:</b> An amazing bike ride
<b>12</b> WHAT DO YOU WANT? page 88	<i>want</i> and <i>want to</i> <i>going to</i>	Verb phrases about wants Things you can buy Describing objects: colours and sizes	

Pronunciation	Task	Language live/ World culture	Study, Practice & Remember
Word stress: days of the week	Give a mini-talk <b>Preparation:</b> Listening <b>Task:</b> Speaking	<b>Speaking:</b> Making an arrangement <b>Writing:</b> Making arrangements by text message and email	Study & Practice 1, page 110 Study & Practice 2, page 110 Remember these words, page 111
Sounds: <i>can</i> and <i>can't</i> Word stress: parts of the body	Do a class survey <b>Preparation:</b> Listening and speaking <b>Task:</b> Speaking	<b>Speaking:</b> Making requests <b>Writing:</b> Describe your skills and interests	Study & Practice 1, page 112 Study & Practice 2, page 112 Remember these words, page 113
Strong and weak forms: <i>was</i> , <i>wasn't</i> , <i>were</i> and <i>weren't</i> Sounds: dates and months	Talk about your childhood <b>Preparation:</b> Listening <b>Task:</b> Speaking		Study & Practice 1, page 114 Study & Practice 2, page 114 Remember these words, page 115
Regular past simple forms: <i>-ed</i> endings Word stress: jobs	Do a quiz <b>Preparation:</b> Listening <b>Task:</b> Speaking	<b>Speaking:</b> Apologies and thanks <b>Writing:</b> Apologies and thanks	Study & Practice 1, page 116 Study & Practice 2, page 116 Study & Practice 3, page 117 Remember these words, page 117
Linking: <i>Did you ... ?</i> <i>Were you ... ?</i>	Interview your partner about a holiday <b>Preparation:</b> Listening <b>Task:</b> Speaking	<b>Speaking:</b> Travelling by train <b>Writing:</b> A blog about a journey	Study & Practice 1, page 118 Study & Practice 2, page 118 Remember these words, page 119
Sounds: <i>want to</i> and <i>want a</i> Weak forms: <i>going to</i>	Choose a present for someone you know <b>Preparation:</b> Listening <b>Task:</b> Speaking	<b>Speaking:</b> Saying goodbye <b>Writing:</b> Signing off	Study & Practice 1, page 120 Study & Practice 2, page 120 Remember these words, page 121

# NICE TO MEET YOU

## IN THIS UNIT

- Grammar: *I and you (I'm ... / Are you ...?); my and your (What's your name? / My name's ...); a/an with jobs (I'm a student. / Are you an actor?)*
- Vocabulary: *Jobs; The alphabet / How do you spell ...?; Numbers 0–20 / What's your phone number?*
- Task: *Ask for and give personal information*
- Language live: *Saying hello and goodbye; Sentences and questions*



## Grammar focus 1

### Names and introductions: *I and you; my and your*

1 1.1 Listen to the conversations. Practise saying them.

- 1 A: Hello, my name's Daniel.  
B: Hi, Daniel. I'm Eva. Nice to meet you.
- 2 A: Hello, I'm Ben.
- 3 A: Hi, I'm Tim.  
B: Hello, my name's Sam. Nice to meet you.


2a Complete the conversations with *I* and *my*.

- 1 A: Hi, <sup>1</sup> \_\_\_\_\_ 'm Kate.  
B: Hello, Kate. <sup>2</sup> \_\_\_\_\_ name's James. Nice to meet you.
- 2 A: Hello, <sup>3</sup> \_\_\_\_\_ name's Tom.  
B: Hi, Tom. <sup>4</sup> \_\_\_\_\_ 'm Juliet. Nice to meet you.
- 3 A: Hello, <sup>5</sup> \_\_\_\_\_ name's Steve.  
B: Hello, Steve. <sup>6</sup> \_\_\_\_\_ name's Kara. Nice to meet you.

b 1.2 Listen and check.



3 1.3 Look at the pictures and listen.



## GRAMMAR

### *I and you; my and your*

I'm Vicky. (= I am)

My name's Vicky. (= name is)

Are **you** Sam?

What's **your** name? (= what is)

4a Choose the correct words.

- 1 Hello, **I / You** 'm Daniel.
- 2 Are **I / you** Tom?
- 3 Hi. Are **I / you** Sarah?
- 4 **I / You** 'm Anton.
- 5 Hello, **my / your** name's Kate.
- 6 What's **my / your** name?
- 7 **My / Your** name's Masumi.
- 8 Hi. What's **my / your** name?

b 1.4 Listen and check.

## PRONUNCIATION

- 1 Listen again to sentences 5–8 in exercise 4.
- 2 Practise saying the sentences.

5a Complete the conversations with *I, my, you* or *your*.



- 1 A: Hello, \_\_\_\_\_ name's Harry.  
B: Hi, Harry. \_\_\_\_\_ 'm Sandra. Nice to meet you.
- 2 A: Are \_\_\_\_\_ Michael?  
B: Yes, that's right.
- 3 A: What's \_\_\_\_\_ name?  
B: \_\_\_\_\_ name's Simon Dodds.
- 4 A: Hi, \_\_\_\_\_ 'm Julia.  
B: Hello, Julia. \_\_\_\_\_ name's Jenny.
- 5 A: Are \_\_\_\_\_ Kim Watson?  
B: No, \_\_\_\_\_ 'm Kim Watts.
- 6 A: What's \_\_\_\_\_ name?  
B: \_\_\_\_\_ name's Mike.

b 1.5 Listen and check.

6 Practise the conversations with other students. Use your names.

Hello, my name's Alex.

Hi, Alex. I'm Carla. Nice to meet you.



## Vocabulary Jobs

1 1.6 Look at the photos. Listen and say the jobs.

- |                 |                           |
|-----------------|---------------------------|
| waiter/waitress | businessman/businesswoman |
| engineer        | actor                     |
| teacher         | police officer            |
| accountant      | shop assistant            |

## PRONUNCIATION

1 Listen again to the jobs in exercise 1. Mark the stress.

teacher waiter

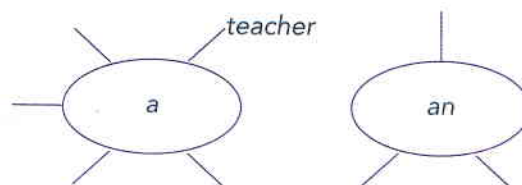
2 Listen again and practise saying the jobs.

## GRAMMAR

### a/an with jobs

<b>an + vowel</b> (a, e, i, o, u)	I'm an actor. I'm an engineer.
<b>a + consonant</b> (b, c, d, f, ...)	I'm a businesswoman. I'm a teacher.

2 Write the jobs in exercise 1 in the correct place.



3a Complete the conversations with a or an.

- 1 A: What's your job?  
B: I'm \_\_\_\_\_ teacher.
- 2 A: Are you \_\_\_\_\_ engineer?  
B: No, I'm \_\_\_\_\_ architect.
- 3 A: Are you \_\_\_\_\_ shop assistant?  
B: Yes, that's right.
- 4 A: Are you \_\_\_\_\_ student?  
B: No, I'm \_\_\_\_\_ accountant.

b 1.8 Listen and check.

4 Practise the conversations with other students. Change the jobs.

Are you a businessman?

No, I'm a teacher.

## Grammar focus 2

### a/an with jobs

1 1.7 Listen and complete the sentences.

- My name's Antonia. I'm a \_\_\_\_\_.
- Hello, I'm Denise. I'm a \_\_\_\_\_.
- Hi, I'm Joshua. I'm a \_\_\_\_\_.
- My name's Bradley. I'm an \_\_\_\_\_.
- Hello, my name's Tina. I'm a \_\_\_\_\_.
- My name's Lewis. I'm an \_\_\_\_\_.
- Hi, I'm Karis. I'm a \_\_\_\_\_.
- Hello, my name's Jake. I'm an \_\_\_\_\_.



1a 1.13 Listen and say the numbers.

- |         |         |           |
|---------|---------|-----------|
| 1 one   | 5 five  | 9 nine    |
| 2 two   | 6 six   | 10 ten    |
| 3 three | 7 seven | 11 eleven |
| 4 four  | 8 eight | 12 twelve |

b 1.14 Listen and write the numbers you hear.

c Write the numbers from exercise 1b in words.

2 Work in pairs. Write a number (0–12). Your partner says the number.

3a 1.15 Listen and say the numbers.

- |             |              |
|-------------|--------------|
| 13 thirteen | 17 seventeen |
| 14 fourteen | 18 eighteen  |
| 15 fifteen  | 19 nineteen  |
| 16 sixteen  | 20 twenty    |

b 1.16 Listen and write the numbers you hear.

### PRONUNCIATION

1 1.17 Listen and mark the stress on numbers 0–20.  
zero, one,

2 Listen again and practise saying the numbers.

4a 1.18 Listen to the conversations and complete the phone numbers.

#### Conversation 1

A: What's your phone number?

B: My phone number's 0134 \_\_\_ 45 \_\_\_ 22 \_\_\_.

#### Conversation 2

A: What's your phone number?

B: It's 0775 \_\_\_ 909 \_\_\_\_\_.

#### Conversation 3

A: What's your phone number?

B: My phone number is 07 \_\_\_\_\_ 887 \_\_\_\_\_.

b Work in pairs. Listen again and repeat the conversations. Then practise using different phone numbers.

# Task

## Ask for and give personal information

### Preparation Listening

1 1.19 Listen to four conversations. Tick the information they give.

- first name
- email address
- job
- phone number
- surname

2 Listen again and complete the information.

A

First name	Irina
Surname	<sup>1</sup> _____
Phone number	07789 223433
Email address	tara12@global.com

B

First name	James
Surname	White
Phone number	<sup>2</sup> _____
Email address	white.j20@ tmail.com

C

First name	Barbara
Surname	<sup>3</sup> _____
Phone number	07404 772698
Email address	<sup>4</sup> _____

D

First name	Yasir
Surname	<sup>5</sup> _____
Phone number	<sup>6</sup> _____
Email address	yasir15@newmail.com

3 Listen again and tick the phrases you hear in the Useful language box (a and b).



## Task Speaking

- 1a** Match the questions in the Useful language box with the headings below.
- First name
  - Surname
  - Phone number
  - Email address
- b** Write answers to the questions using your personal information.
- 2** Ask three students questions about their personal information and complete the tables below.

> Useful language a and b

**A**

First name	
Surname	
Phone number	
Email address	

**B**

First name	
Surname	
Phone number	
Email address	

**C**

First name	
Surname	
Phone number	
Email address	

- 3** Work in pairs and take turns to give your personal information.

*My first name's Eddie and my surname's Alessi.*

*My phone number is ...*



## USEFUL LANGUAGE

### a Questions

What's your name?  
 What's your first name?  
 What's your surname/name?  
 How do you spell it?  
 What's your job?  
 What's your phone number?  
 What's your email address?  
 Are you (Yasir)?

### b Answers

My first name's (Irina).  
 My surname's (Tarasova).  
 My email address is (white.j20@tmail.com).  
 Yes, that's right. I'm (Yasir).  
 My phone number is (07456 141698).

## SHARE YOUR TASK

Practise saying your personal information.

Film/Record yourself saying your personal information.

Share your film/recording with other students.



Hello

Nice to meet you

## Speaking

### Saying hello and goodbye

1 ▶ Watch the video and tick the phrases you hear.

- 1 How are you?
- 2 Hi, I'm Mark.
- 3 Nice to meet you.
- 4 What's your name?
- 5 How do you spell it?
- 6 This is Andrew.
- 7 Goodbye! See you again!

2 Watch again and match the sentence pairs.

- 1 How are you?
- 2 Hi, I'm Mark.
- 3 Nice to meet you.
- 4 What's your name?
- 5 How do you spell it?
- 6 This is Andrew.
- 7 Goodbye, Mark. See you again!

- a Hello, Mark.
- b Hello, Andrew.
- c I'm fine. How are you?
- d Goodbye. See you again!
- e My name's ...
- f Nice to meet you.
- g S-I-...

## PRONUNCIATION

1 ▶ Watch and listen to the key phrases.

2 Practise saying them.

3 Choose the correct answer (a, b or c).

- 1 How are you?
  - a I'm fine.
  - b My name's John.
  - c Nice to meet you.
- 2 What's your name?
  - a Hello, Kate.
  - b My name's Jo.
  - c See you again.
- 3 How do you spell your name?
  - a L-I-A.
  - b My name's Lia.
  - c Nice to meet you.

4a Complete the conversations.

fine Hi name Nice This See spell

- 1 A: How are you ?  
B: I'm \_\_\_\_\_. How are you?
- 2 A: \_\_\_\_\_ ! I'm Simon.  
B: \_\_\_\_\_ to meet you, Simon.
- 3 A: What's your \_\_\_\_\_ ?  
B: My name's Kara.  
A: How do you \_\_\_\_\_ it?
- 4 A: \_\_\_\_\_ is Adam.  
B: Hello, Adam.
- 5 A: Goodbye, Paola. \_\_\_\_\_ you again!  
B: Goodbye!

b Work in pairs and practise the conversations. Use your own names.

## Sentences and questions

**1** Circle the full stops and underline the question marks in the conversation.

A: Hello. What's your name?

B: My name's Jan.

A: How do you spell it?

B: J-A-N.

A: Hello, Jan.

**2a** Read the information about full stops and question marks.

• We use a full stop (.) at the end of a sentence.

*Nice to meet you.*

• We use a question mark (?) at the end of a question.

*How are you?*

**b** Tick the correct sentences and cross the incorrect sentences.

What's your name.

What's your name?

1 a My name's Tom.

b My name's Tom?

2 a Are you Frida Jonsson.

b Are you Frida Jonsson?

3 a No, I'm Maria Jonsson.

b No, I'm Maria Jonsson?

4 a How do you spell your name?

b How do you spell your name.

**3** Complete the conversations with full stops and question marks.

1 A: Are you Jo White \_\_\_\_

B: Yes \_\_\_\_

A: Hello \_\_\_\_ I'm Paul Gray \_\_\_\_

B: Nice to meet you \_\_\_\_

2 A: How are you \_\_\_\_

B: I'm fine \_\_\_\_ How are you \_\_\_\_

A: I'm OK \_\_\_\_

3 A: My name's Helen \_\_\_\_

B: What's your email address \_\_\_\_

A: It's *helendesanto@bp.com* \_\_\_\_

B: How do you spell it \_\_\_\_

**4a** Read the information about capital letters.

We use capital letters:

• with names.

*David Williams Julia Kay*

• at the beginning of a sentence.

*Hello, my name's Michael.*

*Nice to meet you!*

**b** Write capital letters in the correct places.

1 my name's andrew.

2 are you a teacher?

3 My name is tom woods. i'm an actor.

4 hello, tom. nice to meet you.

5 how do you spell your first name?

6 i'm anna. i'm a student.

7 are you david?

8 what's your name?

**5a** Complete the information with the words in the box.

.....  
a email address is my name phone number  
.....



My first <sup>1</sup> \_\_\_\_\_ 's Ewa and  
<sup>2</sup> \_\_\_\_\_ surname <sup>3</sup> \_\_\_\_\_  
Krupka. I'm <sup>4</sup> \_\_\_\_\_ businesswoman.  
My <sup>5</sup> \_\_\_\_\_ is ewa@solutions.com  
and my <sup>6</sup> \_\_\_\_\_ is 09399 375292.

**b** Complete the table with information about Ewa and then with information about you.

	Ewa	you
first name		
surname		
job		
email address		
phone number		

**6** Write a paragraph about you. Use the example in exercise 5a to help you. Use capital letters where necessary.



### AFTER UNIT 1 YOU CAN ...

Introduce yourself and greet someone.

Ask for and give personal information.

Begin and end simple conversations.

Write a short paragraph about yourself.